

Grade 3/Year 4 Scope and Sequence

Contents

G3/Y4 Overview	Page 2
Objectives and Lessons	
Place Value	Page 3
Addition	Page 4
Subtraction	Page 5
Multiplication	Page 6
Division	Page 7
Fractions	Page 8
Measurement	Page 9
Shape and Space	Page 10
Statistics, Probability and Data Handling	Page 11
Time	Page 12
Money	Page 13
G2/Y3 Yearly Objective Checklist	Page 14-17



G3/Y4 Overview

Number	Addition	Subtraction	Multiplication	Division
<ul style="list-style-type: none"> - Identify, represent and expand numbers up to 10,000s. - Compare numbers up to 10,000s using mathematical symbols (>, <, =). - Read and write numbers up to 10,000s. - Apply place value to partition, rearrange and regroup numbers. - Round numbers to the nearest 10 and 100. - Understand the conditions for a number to be odd or even. 	<ul style="list-style-type: none"> - Understand and explain the connection between addition and subtraction. - Develop strategies to solve addition using effective mental and written methods. - Use rounding to solve and check for reasonableness of answers. - Decode, develop strategies for, and solve addition word problems. 	<ul style="list-style-type: none"> - Understand and explain the connection between addition and subtraction. - Develop strategies to solve addition using effective mental and written methods. - Use addition to solve and verify subtraction answers and vice versa. - Use rounding to solve and check for reasonableness of answers. - Decode, develop strategies for, and solve addition word problems. 	<ul style="list-style-type: none"> - Understand the concept of equal groups. - Apply and connect skip counting to multiplication. - Identify and create arrays to show multiplication. - Investigate and apply patterns to multiply. - Recall facts for two, three, five and ten times tables. - Develop effective mental and strategies to multiply large numbers. - Solve word problems involving multiplication. 	<ul style="list-style-type: none"> - Understand and explain how multiplication and division are connected. - Explore how equal groups and skip counting apply to division. - Comprehend and utilise division vocabulary. - Solve division involving remainders. - Investigate rules of divisibility. - Use multiplication to divide and verify answers. - Develop effective mental and strategies to divide large numbers. - Solve word problems involving division.
Fractions	Measurement	Shape and Space	Statistics, Probability & Data Handling	Money and Time
<ul style="list-style-type: none"> - Identify and create fractions. - Find fractions to real life connections. - Compare fractions with like and unlike denominators. - Identify equivalent fractions. - Add and subtract fractions with like denominators. - Calculate fractions of amounts. 	<ul style="list-style-type: none"> - Identify and create fractions. - Find fractions to real life connections. - Compare fractions with like and unlike denominators. - Identify equivalent fractions. - Add and subtract fractions with like denominators. - Calculate fractions of amounts. 	<ul style="list-style-type: none"> - Describe and model 2D and 3D shapes using geometrical vocabulary. - Identify and sort the geometric properties of 2D and 3D shapes. - Create and interpret simple grid maps to demonstrate position and create/follow pathways using directional vocabulary (forwards, backwards, left right, turn). - Identify compass points (N, S, E, W). - Identify and measure angles as measures of turn. 	<ul style="list-style-type: none"> - Design a survey and systematically collect, organise and display data using graphs. - Conduct experiments connected to chance involving equally likely outcomes and represent probabilities of the outcomes. - Understand that probabilities have a range. - Describe and interpret different data sets in context. - Justify predictions about probability of events. 	<ul style="list-style-type: none"> - Identify, read, write and compare 12 and 24 hour time. - Convert between 12 and 24 hour time systems. - Create financial plans. - Plan and use a budget.

Place Value

Objectives

- Explain the properties of odd and even numbers.
- Apply place value to partition, rearrange and regroup number to at least tens of thousands.
- Expand numbers to at least 10,000s.
- Compare numbers to at least 10,000s using mathematical symbols ($>$, $<$, $=$).
- Read and write numbers to at least hundred thousands.
- Round numbers to the nearest 10, 100 and 1,000.
- Model, read, write and compare decimal amounts to at least the hundredths.

Awesomenicity Lessons

Lesson 1: **Exploring place value**

Lesson 2: **Identifying the value of digits (expanding numbers)**

Lesson 3: **Applying expanding form**

Lesson 4: **Comparing numbers**

Lesson 5: **Ordering numbers**

Lesson 6: **Writing numbers in written form**

Lesson 7: **Applying writing numbers in word form**

Lesson 8: **Rounding numbers to the nearest ten**

Lesson 9: **Rounding numbers to the nearest hundred**

Lesson 10: **Rounding to the nearest 1,000**

Lesson 11: **Introduction to decimals – tenths**

Lesson 12: **Introduction to decimals – hundredths**

Lesson 13: **Introduction to regrouping**

Lesson 14: **Applying regrouping skills**



Consolidation and assessment.

Lesson 15: **Consolidating place value**

Lesson 16: **Place Value Assessment**



Place value

Addition & Subtraction

Objectives

- Understand and explain the connection between addition and subtraction.
- Develop strategies to add and subtract multi-digit numbers.
- Explore regrouping when adding and subtracting.
- Develop mental strategies to add up to three-digit numbers.
- Use rounding to solve and check for reasonableness of answers.
- Decode, develop strategies for, and solve two-step word problems involving addition and subtraction.

Awesomenicity Lessons

- Lesson 1: **Exploring near doubles and number flexibility**
- Lesson 2: **Applying number bond skills to add mentally**
- Lesson 3: **Bridging through to the next ten**
- Lesson 4: **Counting on and finding number complements to 100**
- Lesson 5: **Introduction to jump and split strategy**
- Lesson 6: **Bridging down to the next ten to subtract**
- Lesson 7: **Using jump/split strategy to subtract mentally**
- Lesson 8: **Applying mental strategies to subtract**
- Lesson 9: **Intro to column method with regrouping**
- Lesson 10: **Using rounding to problem-solve**
- Lesson 11: **Applying addition to add 3 amounts**
- Lesson 12: **Using column method to subtract**
- Lesson 13: **Using subtraction to make change**
- Lesson 14: **Applying subtraction strategies**
- Lesson 15: **Adding and subtracting money**
- Lesson 16: **Solving addition and subtraction word problems**



Consolidation and assessment.

- Lesson 17: **Applying problem-solving skills**
- Lesson 18: **Addition and Subtraction Assessment**



Addition and subtraction

Multiplication

Objectives

- Understand the concept of equal groups.
- Explore multiplication patterns for the 2 and 4, 3 and 6, 4 and 8, 7, and 9.
- Multiply numbers by 10, 100, and 1,000.
- Find and connect patterns in multiples.
- Comprehend and identify factors.
- Multiply by multiples of 10 using flexible thinking.
- Develop mental and written strategies to multiply larger numbers.
- Recall facts up to 10×10 .
- Solve word problems involving multiplication.

Awesomenicity Lessons

Lesson 1: **Let's explore equal groups**

Lesson 2: **Let's use skip counting to identify multiples**

Lesson 3: **Let's explore multiples**

Lesson 4: **Let's investigate factors**

Lesson 5: **Let's identify factor friends**

Lesson 6: **Let's multiply by 2 and 4**

Lesson 7: **Let's multiply by 3 and 6**

Lesson 8: **Let's multiply by 4 and 8**

Lesson 9: **Let's multiply by 9**

Lesson 10: **Let's multiply by 7**

Lesson 11: **Let's multiply larger numbers by 10**

Lesson 12: **Let's multiply numbers by 10, 100 and 1,000**

Lesson 13: **Let's multiply multiples of 10**

Lesson 14: **Let's use place value dots to multiply 2-digit numbers**

Lesson 15: **Let's use grid method to multiply 2-digit numbers**

Lesson 16: **Let's apply grid method to multiply 3-digit numbers**

Lesson 17: **Let's explore partial product strategy**

Lesson 18: **Applying partial product strategy**



Lesson 19: **Let's solve word problems**



Multiplication

Consolidation and assessment.

Division

Objectives

- Understand and explain the connection between multiplication and division.
- Use division vocabulary.
- Understand the concept of equal groups and remainders.
- Use inverse operations to divide and verify answers.
- Divide by 10, 100 and 1,000 using place value.
- Develop and apply mental and written strategies to divide.
- Investigate and describe rules of divisibility.
- Use a range of strategies to solve word problems involving division and multiplication.

Awesomenicity Lessons

Lesson 1: **Let's create equal groups**

Lesson 2: **Let's apply doubling a halving skills**

Lesson 3: **Let's skip count to divide**

Lesson 4: **Let's divide with remainders**

Lesson 5: **Let's explore remainders**

Lesson 6: **Let's explore inverse operations (x and \div)**

Lesson 7: **Let's apply inverse operations**

Lesson 8: **Let's divide by 10 and 100**

Lesson 9: **Let's apply dividing by 10 and 100**

Lesson 10: **Let's try place value dot division**

Lesson 11: **Let's learn jump strategy division**

Lesson 12: **Let's explore divisibility**

Lesson 13: **Let's divide using chunking strategy**

Lesson 14: **Applying chunking strategy to divide**

Lesson 15: **Let's apply problem-solving skills**

Lesson 16: **Let's solve multi-step word problems**



Division

Consolidation and assessment.

Lesson 17: **Let's Show What We Know**

Fractions

Objectives

- Identify and create fractions using number lines.
- Use fraction vocabulary.
- Identify equivalent fractions.
- Compare fractions with unlike denominators using lowest common multiples.
- Simplify fractions.
- Calculate fractions of amounts.
- Add and subtract fractions with unlike denominators (including mixed numbers & improper fractions).
- Convert improper fractions into mixed numbers.
- Make connections between fractions, decimals and percentages to the hundredths place value column.

Awesomenicity Lessons

Lesson 1: **Let's identify fractions**

Lesson 2: **Let's partition and create fractions**

Lesson 3: **Let's use scale to locate fractions on a number line**

Lesson 4: **Let's create equivalent fractions**

Lesson 5: **Let's Identify equivalents on a fraction walls**

Lesson 6: **Let's calculate equivalent fractions**

Lesson 7: **Let's add and subtract fractions**

Lesson 8: **Let's calculate fractions of amount**

Lesson 9: **Let's apply fractions of amounts**

Lesson 10: **Let's introduce mixed numbers**

Lesson 11: **Let's locate mixed numbers on a number line**

Lesson 12: **Let's connect fractions to decimals**



Consolidation and assessment.

Lesson 13: **Let's show what we know!**



Fractions

Measurement

Objectives

- Identify and choose appropriate units of measurement.
- Measure and convert units of length, such as mm, cm, m and km.
- Calculate the perimeter and area of compound shapes.
- Measure and convert units of capacity.
- Measure and convert units of mass.
- Find and read the scale of various measuring instruments.

Awesomenicity Lessons

Lesson 1: **Exploring standard units of metric measurement**

Lesson 2: **Measuring length with accuracy**

Lesson 3: **Converting mm, cm and m**

Lesson 4: **Connecting km and m**

Lesson 5: **Introduction to calculating perimeter**

Lesson 6: **Creating shapes and perimeter**

Lesson 7: **Calculating the area of rectangles**

Lesson 8: **Using area to create rectangles**

Lesson 9: **Comparing area and perimeter**

Lesson 10: **Reading thermometers and exploring temperature**

Lesson 11: **Introduction to mass**

Lesson 12: **Adding mass**

Lesson 13: **Introduction to capacity**

Lesson 14: **Measuring capacity**

Lesson 15: **Metric Olympics!**



Available Soon



Consolidation and assessment.

Lesson 16: **Measurement Assessment**



Measurement

Shape and Space

Objectives

- Use geometrical vocabulary.
- Describe, sort and compare the areas of regular and irregular shapes by informal means.
- Sort, compare and describe two dimensional shapes that result from combining and splitting common shapes.
- Identify and describe transformations, such as translation, rotation and reflection.
- Interpret information on a map using simple scales, legends and directions.
- Identify and create symmetrical patterns, pictures and shapes.
- Measure, compare and classify angles as equal to, greater than, or less than, a right angle.

Awesomenicity Lessons

- Lesson 1: **Introduction to angles**
Lesson 2: **Introduction to position and turn**
Lesson 3: **Ordering and identifying angles**
Lesson 4: **Introduction to lines**
Lesson 5: **Identifying 2D shapes**
Lesson 6: **Classifying triangles**
Lesson 7: **Classifying quadrilaterals**
Lesson 8: **Identifying lines of symmetry**
Lesson 9: **Creating 2D shapes**
Lesson 10: **Locating coordinates**
Lesson 11: **Plotting coordinates**
Lesson 12: **Translating shapes**
Lesson 13: **Making and describing translations**

Lesson 14: **Shape and Space Assessment**



Available Soon

Consolidation and assessment.



Shape and space

Statistics, Probability and Data

Objectives

- Demonstrate and order the chances of possible everyday events happening.
- Identify everyday events that are not possible if another event happens.
- Identify events that are not affected by the occurrence of other events.
- Design a survey or experiment of chance and systematically collect, organise and display data.
- Identify mode and range in data.

Awesomenicity Lessons

Lesson 1: **Interpreting pictograms and bar graphs**
Lesson 2: **Creating bar graphs**
Lesson 3: **Gathering and presenting data**
Lesson 4: **Interpreting line graphs**
Lesson 5: **Creating line graphs**
Lesson 6: **Introduction to chance and probability**
Lesson 7: **Using probability to make predictions**



Available Soon

Consolidation and assessment.

Lesson 8: **Statistics, Probability and Data Assessment**



Data and probability

Time

Objectives

- Read and write digital and analogue time to 1 minute intervals using am, pm and 24 hours.
- Measure time intervals to the nearest 5 minutes.

Awesomenicity Lessons

- Lesson 1: **Converting between days, weeks, months and years**
Lesson 2: **Converting between seconds, minutes and hours**
Lesson 3: **Reading time to the nearest minute**
Lesson 4: **Converting 24 hour time**
Lesson 5: **Calculating elapsed time**

Available Soon



Consolidation and assessment.

Lesson 6: **Time Assessment**



Time

Money

Objectives

- Solve problems involving purchases and the calculation of change to the lowest denomination of a currency.

Awesomenicity Lessons

UK Currency

Lesson 1: **Reading and writing money using decimals**

Lesson 2: **Calculating and comparing money**

Lesson 3: **Adding money**

Lesson 4: **Subtracting money**

Lesson 5: **Adding and Subtracting money**

Lesson 6: **Summative Assessment**

Australian Currency

Lesson 1: **Reading and writing money using decimals**

Lesson 2: **Calculating and comparing money**

Lesson 3: **Adding money**

Lesson 4: **Subtracting money**

Lesson 5: **Adding and Subtracting money**

Lesson 6: **Summative Assessment**

US Currency

Lesson 1: **Reading and writing money using decimals**

Lesson 2: **Calculating and comparing money**

Lesson 3: **Adding money**

Lesson 4: **Subtracting money**

Lesson 5: **Adding and Subtracting money**

Lesson 6: **Summative Assessment**



UK Money



Australian Money




US Money


Available Soon

G3/Y4 Checklist


Number

Objectives	
Explain the properties of odd and even numbers.	
Apply place value to partition, rearrange and regroup number to at least tens of thousands.	
Expand numbers to at least 10,000s.	
Compare numbers to at least 10,000s using mathematical symbols ($>$, $<$, $=$).	
Read and write numbers to at least hundred thousands.	
Round numbers to the nearest 10, 100 and 1,000.	
Model, read, write and compare decimal amounts to at least the hundredths.	

Addition


Objectives	
Develop strategies to add at least four-digit numbers, including regrouping using written methods.	
Develop mental strategies to add up to three-digit numbers.	
Use rounding to solve and check for reasonableness of answers.	
Decode, develop strategies for, and solve two-step addition word problems.	

Subtraction


Objectives	
Understand and explain the connection between addition and subtraction.	
Develop mental strategies to add up to three-digit numbers.	
Explore the concept of borrowing and regrouping to subtract.	
Find unknown quantities in addition/subtraction number sentences and equivalent number sentences.	
Decode, develop strategies for, and solve two-step word problems involving addition and subtraction.	

G3/Y4 Checklist


Multiplication

Objectives	
Understand the concept of equal groups.	
Explore multiplication patterns for the 2 and 4, 3 and 6, 4 and 8, 7, and 9.	
Multiply numbers by 10, 100, and 1,000.	
Find and connect patterns in multiples.	
Comprehend and identify factors.	
Multiply by multiples of 10 using flexible thinking.	
Develop mental and written strategies to multiply larger numbers.	
Recall facts up to 10×10 . Solve word problems involving multiplication.	

Division

Objectives	
Understand and explain the connection between multiplication and division.	
Use division vocabulary.	
Understand the concept of equal groups and remainders.	
Use inverse operations to divide and verify answers.	
Divide by 10, 100 and 1,000 using place value.	
Develop and apply mental and written strategies to divide.	
Investigate and describe rules of divisibility.	
Use a range of strategies to solve word problems involving division and multiplication.	

Fractions

Objectives	
Identify and create fractions using number lines.	
Use fraction vocabulary.	
Identify equivalent fractions.	
Compare fractions with unlike denominators using lowest common multiples.	
Simplify fractions.	
Calculate fractions of amounts.	
Add and subtract fractions with unlike denominators (including mixed numbers & improper fractions).	
Convert improper fractions into mixed numbers.	
Make connections between fractions, decimals and percentages to the hundredths place value column.	

G3/Y4 Checklist

Shape and Space

Objective	✓
Identify acute and obtuse angles and compare and order angles up to 2 right angles by size.	
Compare and classify geometric shapes, including quadrilaterals and triangles, based on their properties and sizes.	
Identify lines of symmetry in 2-D shapes presented in different orientations.	
Complete a simple symmetric figure with respect to a specific line of symmetry.	
Describe positions on a 2-D grid as coordinates in the first quadrant.	
Describe movements between positions as translations of a given unit to the left/right and up/down.	
Plot specified points and draw sides to complete a given polygon.	

Statistics, Probability & Data

Objective	✓
Interpret and present discrete and continuous data using appropriate graphical methods, including bar charts and time graphs.	
Solve comparison, sum and difference problems using information presented in bar charts, pictograms, tables and other graphs.	



**Every child deserves
to feel awesome about maths**

awesomenicity

© Copyright Awesomenicity 2026

