



Awesomenicity

Year 3 Curriculum Guide

Contents

Year 3/4 National Curriculum Overview	Page 2
Year 3 Overview	Page 3
Objectives and Lessons	
Place Value	Page 4
Addition	Page 5
Subtraction	Page 6
Multiplication	Page 7
Division	Page 8
Fractions	Page 9
Measurement	Page 10
Shape and Space	Page 11
Statistics, Probability & Data Handling	Page 12
Time	Page 13
Money	Page 14
Year 3 Yearly Objective Checklist	Page 15-17

Lower key stage 2 - Years 3 and 4

The principal focus of mathematics teaching in lower key stage 2 is to ensure that pupils become increasingly fluent with whole numbers and the four operations, including number facts and the concept of place value. This should ensure that pupils develop efficient written and mental methods and perform calculations accurately with increasingly large whole numbers.

At this stage, pupils should develop their ability to solve a range of problems, including with simple fractions and decimal place value. Teaching should also ensure that pupils draw with increasing accuracy and develop mathematical reasoning so they can analyse shapes and their properties, and confidently describe the relationships between them. It should ensure that they can use measuring instruments with accuracy and make connections between measure and number.

By the end of Year 4, pupils should have memorised their multiplication tables up to and including the 12 multiplication table and show precision and fluency in their work. Pupils should read and spell mathematical vocabulary correctly and confidently, using their growing word-reading knowledge and their knowledge of spelling.

Place Value	Addition/Subtraction	Multiplication/Division	Fractions
<p>Recognise the place value of each digit in a three-digit number (100s, 10s, 1s).</p> <p>Compare and order numbers up to 1,000.</p> <p>Identify, represent and estimate numbers using different representations.</p> <p>Read and write numbers up to 1,000 in numerals and in words.</p> <p>Solve number problems and practical problems involving these ideas.</p>	<p>Add and subtract numbers mentally, including:</p> <ul style="list-style-type: none"> a three-digit number and 1s a three-digit number and 10s a three-digit number and 100s <p>Add and subtract numbers with up to three digits, using formal written methods of columnar addition and subtraction.</p> <p>Estimate the answer to a calculation and use inverse operations to check answers.</p> <p>Solve problems, including missing number problems, using number facts, place value, and more complex addition and subtraction.</p>	<p>Recall and use multiplication and division facts for the 3, 4 and 8 multiplication tables.</p> <p>Write and calculate mathematical statements for multiplication and division using the multiplication tables that they know, including for two-digit numbers times one-digit numbers, using mental and progressing to formal written methods.</p> <p>Solve problems, including missing number problems, involving multiplication and division, including positive integer scaling problems and correspondence problems in which n objects are connected to m objects.</p>	<p>Count up and down in tenths; recognise that tenths arise from dividing an object into 10 equal parts and in dividing one-digit numbers or quantities by 10.</p> <p>Recognise, find and write fractions of a discrete set of objects: unit fractions and non-unit fractions with small denominators.</p> <p>Recognise and use fractions as numbers: unit fractions and non-unit fractions with small denominators.</p> <p>Recognise and show, using diagrams, equivalent fractions with small denominators.</p> <p>Add and subtract fractions with the same denominator within one whole [for example, $5/7 + 1/7 = 6/7$].</p> <p>Compare and order unit fractions, and fractions with the same denominators.</p> <p>Solve problems that involve all of the above.</p>

Measurement	Shape and Space	Statistics, Probability & Data Handling	Money and Time
<p>Measure, compare, add and subtract: lengths (m/cm/mm); mass (kg/g); volume/capacity (l/ml).</p> <p>Measure the perimeter of simple 2-D shapes.</p>	<p>Draw 2-D shapes and make 3-D shapes using modelling materials; recognise 3-D shapes in different orientations and describe them.</p> <p>Recognise angles as a property of shape or a description of a turn.</p> <p>Identify right angles, recognise that 2 right angles make a half-turn, 3 make three-quarters of a turn and 4 a complete turn; identify whether angles are greater than or less than a right angle.</p> <p>Identify horizontal and vertical lines and pairs of perpendicular and parallel lines.</p>	<p>Interpret and present data using bar charts, pictograms and tables.</p> <p>Solve one-step and two-step questions [for example 'How many more?' and 'How many fewer?'] using information presented in scaled bar charts and pictograms and tables.</p>	<p>Tell and write the time from an analogue clock, including using Roman numerals from I to XII, and 12-hour and 24-hour clocks.</p> <p>Estimate and read time with increasing accuracy to the nearest minute; record and compare time in terms of seconds, minutes and hours; use vocabulary such as o'clock, am/pm, morning, afternoon, noon and midnight.</p> <p>Know the number of seconds in a minute and the number of days in each month, year and leap year.</p> <p>Compare durations of events [for example, to calculate the time taken by particular events or tasks].</p> <p>Add and subtract amounts of money to give change, using both £ and p in practical contexts</p>

National Curriculum Program of Study	Awesomenicity Lessons
Recognise the place value of each digit in a three-digit number (100s, 10s, 1s).	<u>Lesson 1: Let's use place value</u> <u>Lesson 2: Let's expand numbers</u> <u>Lesson 3: Let's expand 4-digit numbers</u>
Compare and order numbers up to 1,000	<u>Lesson 4: Let's compare numbers</u> <u>Lesson 5: Let's order numbers</u> <u>Lesson 6: Let's create and compare numbers</u>
Read and write numbers up to 1,000 in numerals and in words.	<u>Lesson 7: Let's read and write numbers</u> <u>Lesson 8: Let's read and write more numbers</u>
Represent and estimate numbers using different representations.	<u>Lesson 9: Let's use problem-solving to build numbers</u> <u>Lesson 10: Let's regroup amounts</u> <u>Lesson 11: Let's regroup across place values</u> <u>Lesson 12: Let's round numbers to the nearest 10</u> <u>Lesson 13: Let's apply rounding to the nearest 10</u> <u>Lesson 14: Let's round to the nearest 100</u> <u>Lesson 15: Let's apply rounding to the nearest 100 skills</u>
Solve number problems and practical problems involving these ideas.	<u>Lesson 16: Let's apply place value knowledge</u>
Consolidation and assessment.	<u>Lesson 17: Let's show what we know! (Assessment)</u>

Addition

National Curriculum Program of Study	Awesomenicity Lessons
<p>Solve problems, including missing number problems, using number facts, place value, and more complex addition.</p> <p>Add numbers mentally, including:</p> <ul style="list-style-type: none"> • a three-digit number and 1s • a three-digit number and 10s • a three-digit number and 100s 	<p><u>Lesson 1: Let's make 10</u></p> <p><u>Lesson 2: Let's find the next multiple of ten</u></p> <p><u>Lesson 3: Let's add using bridging to ten strategy</u></p> <p><u>Lesson 4: Let's use doubles to add</u></p> <p><u>Lesson 5: Let's use jump strategy</u></p> <p><u>Lesson 6: Let's use split strategy</u></p> <p><u>Lesson 7: Let's use rounding to problem-solve</u></p> <p><u>Lesson 8: Let's add like units</u></p> <p><u>Lesson 9: Let's add like digits up to hundreds</u></p>
<p>Add numbers with up to 3 digits, using formal written methods of columnar addition and subtraction.</p>	<p><u>Lesson 10: Let's use column addition with regrouping</u></p> <p><u>Lesson 11: Let's use column addition to problem-solve</u></p> <p><u>Lesson 12: Let's practice our addition skills</u></p> <p><u>Lesson 13: Let's use REPS to solve word problems</u></p>
<p>Consolidation and assessment.</p>	<p><u>Lesson 14: Let's use our addition strategies</u></p> <p><u>Lesson 15: Let's show what we know! (Assessment)</u></p>

Subtraction

National Curriculum Program of Study	Awesomenicity Lessons
<p>Add and subtract numbers mentally, including: a three-digit number and 1s a three-digit number and 10s a three-digit number and 100s</p> <p>Estimate the answer to a calculation and use inverse operations to check answers</p>	<p><u>Lesson 1: Let's subtract within 10</u> <u>Lesson 2: Let's add and subtract 1, 10 and 100</u></p>
<p>Solve problems, including missing number problems, using number facts, place value, and more complex addition and subtraction</p>	<p><u>Lesson 3: Let's use counting on to subtract</u> <u>Lesson 4: Let's bridge down to the next ten</u> <u>Lesson 5: Let's use patterns to subtract</u> <u>Lesson 6: Let's explore related facts</u> <u>Lesson 7: Let's use jump & split strategy to subtract</u> <u>Lesson 8: Let's apply split/jump strategy to subtract</u></p>
<p>Add and subtract numbers with up to 3 digits, using formal written methods of columnar addition and subtraction</p>	<p><u>Lesson 9: Let's use column method to subtract</u> <u>Lesson 10: Let's subtract up to 3-digit numbers</u> <u>Lesson 11: Let's solve word problems</u> <u>Lesson 12: Let's use flexible numbers and regrouping</u></p>
<p>Consolidation and assessment.</p>	<p><u>Lesson 13: Let's apply subtraction strategies to problem-solve</u> <u>Lesson 14: Let's show what we know! (Assessment)</u></p>

National Curriculum Program of Study

Awesomenicity Lessons

Write and calculate mathematical statements for multiplication and division using the multiplication tables that they know, including for two-digit numbers times one-digit numbers, using mental and progressing to formal written methods.

Recall and use multiplication and division facts for the 3, 4 and 8 multiplication tables.

Lesson 1: **Let's explore equal groups**

Lesson 2: **Let's use skip counting to multiply**

Lesson 3: **Let's keep skip counting to multiply**

Lesson 4: **Let's arrays to show multiplication**

Lesson 5: **Let's use arrays to show multiplication**

Lesson 6: **Let's multiply by 1 and 0**

Lesson 7: **Let's multiply by 2**

Lesson 8: **Let's multiply by 10**

Lesson 9: **Let's multiply by 5**

Lesson 10: **Let's multiply by 3**

Lesson 11: **Let's multiply by 4**

Lesson 12: **Let's multiply by 8**

Lesson 13: **Let's solve multiplication word problems**

Lesson 14: **Let's apply multiplication to calculate area**

Lesson 15: **Let's multiply 2-digit numbers by 1-digit numbers**

Lesson 16: **Let's solve 2-digit multiplication problems**

Consolidation and assessment.

Lesson 17: **Let's show what we know! (Assessment)**

National Curriculum Program of Study

Recall and use multiplication and division facts for the 3, 4 and 8 multiplication tables.

Write and calculate mathematical statements for multiplication and division using the multiplication tables that they know, including for two-digit numbers times one-digit numbers, using mental methods and progressing to formal written methods.

Solve problems, including missing number problems, involving multiplication and division, including positive integer scaling problems and correspondence problems in which n objects are connected to m objects

Consolidation and assessment.

Awesomenicity Lessons

COMING
SOON



National Curriculum Program of Study

Recognise, find and write fractions of a discrete set of objects: unit fractions and non-unit fractions with small denominators.

Recognise and use fractions as numbers: unit fractions and non-unit fractions with small denominators.

Compare and order unit fractions, and fractions with the same denominators.

Recognise and show, using diagrams, equivalent fractions with small denominators.

Add and subtract fractions with the same denominator within one whole [for example, $\frac{5}{7} + \frac{1}{7} = \frac{6}{7}$].


Solve problems that involve all of the above.

Consolidation and assessment.

Awesomenicity Lessons

COMING
SOON



National Curriculum Program of Study	Awesomenicity Lessons
<p>Measure, compare, add and subtract: lengths (m/cm/mm); mass (kg/g); volume/capacity (l/ml).</p>	
<p>Measure the perimeter of simple 2-D shapes.</p>	
<p>(Continued...) Measure, compare, add and subtract: lengths (m/cm/mm); mass (kg/g); volume/capacity (l/ml).</p>	
<p>Consolidation and assessment.</p>	

National Curriculum Program of Study

Identify right angles, recognise that 2 right angles make a half-turn, 3 make three-quarters of a turn and 4 a complete turn; identify whether angles are greater than or less than a right angle.

Recognise angles as a property of shape or a description of a turn.

Identify horizontal and vertical lines and pairs of perpendicular and parallel lines.

Draw 2-D shapes and make 3-D shapes using modelling materials; recognise 3-D shapes in different orientations and describe them.

Consolidation and assessment.

Awesomenicity Lessons

COMING
SOON



The text 'COMING SOON' is written in a playful, bubbly font. The word 'COMING' is in blue and orange, and 'SOON' is in blue and orange. Two large, cartoonish eyes with black pupils and white highlights are positioned between the two words, looking towards the viewer.

National Curriculum Program of Study

Awesomenicity Lessons

Interpret and present data using bar charts, pictograms and tables.

Solve one-step and two-step questions [for example 'How many more?' and 'How many fewer?'] using information presented in scaled bar charts and pictograms and tables

Describe possible everyday events and order their chances of occurring.

Conduct chance experiments, identify and describe possible outcomes and recognise variation in results.
**Note, these outcomes are not explicitly stated in the curriculum. Feel free to disregard these lessons. If these lessons are not taught, avoid printing question 9 on page 7 of the assessment printables as it pertains to these objectives.*

Consolidation and assessment.



COMING SOON

National Curriculum Program of Study

Tell and write the time from an analogue clock, including using Roman numerals from I to XII, and 12-hour and 24-hour clocks.

Estimate and read time with increasing accuracy to the nearest minute; record and compare time in terms of seconds, minutes and hours; use vocabulary such as o'clock, am/pm, morning, afternoon, noon and midnight.

Know the number of seconds in a minute and the number of days in each month, year and leap year.

Compare durations of events [for example, to calculate the time taken by particular events or tasks]

Consolidation and assessment.

Awesomenicity Lessons



COMING
SOON

National Curriculum Program of Study

Add and subtract amounts of money to give change, using both £ and p in practical contexts.

Consolidation and assessment.


Awesomenicity Lessons

COMING
SOON




Year 3 Checklist


Place Value

Objective	
Recognise the place value of each digit in a three-digit number (100s, 10s, 1s).	
Compare and order numbers up to 1,000.	
Identify, represent and estimate numbers using different representations.	
Read and write numbers up to 1,000 in numerals and in words.	
Solve number problems and practical problems involving these ideas.	


Addition/Subtraction

Objective	
Add and subtract numbers mentally, including: <ul style="list-style-type: none"> a three-digit number and 1s a three-digit number and 10s a three-digit number and 100s 	
Add and subtract numbers with up to three digits, using formal written methods of columnar addition and subtraction.	
Estimate the answer to a calculation and use inverse operations to check answers.	
solve problems, including missing number problems, using number facts, place value, and more complex addition and subtraction	


Multiplication/Division

Objective	
Recall and use multiplication and division facts for the 3, 4 and 8 multiplication tables.	
Write and calculate mathematical statements for multiplication and division using the multiplication tables that they know, including for two-digit numbers times one-digit numbers, using mental and progressing to formal written methods.	
Solve problems, including missing number problems, involving multiplication and division, including positive integer scaling problems and correspondence problems in which n objects are connected to m objects.	


Fractions

Objective	
Count up and down in tenths; recognise that tenths arise from dividing an object into 10 equal parts and in dividing one-digit numbers or quantities by 10.	
Recognise, find and write fractions of a discrete set of objects: unit fractions and non-unit fractions with small denominators.	
Recognise and use fractions as numbers: unit fractions and non-unit fractions with small denominators.	
Recognise and show, using diagrams, equivalent fractions with small denominators.	
Add and subtract fractions with the same denominator within one whole.	
Compare and order unit fractions, and fractions with the same denominators.	
Solve problems that involve all of the above.	


Measurement

Objective	
Measure, compare, add and subtract: lengths (m/cm/mm); mass (kg/g); volume/capacity (l/ml).	
Measure the perimeter of simple 2-D shapes.	

Shape and Space


Objective	
Identify right angles, recognise that 2 right angles make a half-turn, 3 make three-quarters of a turn and 4 a complete turn; identify whether angles are greater than or less than a right angle.	
Recognise angles as a property of shape or a description of a turn.	
Identify horizontal and vertical lines and pairs of perpendicular and parallel lines.	
Draw 2-D shapes and make 3-D shapes using modelling materials; recognise 3-D shapes in different orientations and describe them.	

Statistics, Probability & Data Handling

Objective	
Interpret and present data using bar charts, pictograms and tables.	
Solve one-step and two-step questions [for example 'How many more?' and 'How many fewer?'] using information presented in scaled bar charts and pictograms and tables.	



Time and Money

Objective	
Tell and write the time from an analogue clock, including using Roman numerals from I to XII, and 12-hour and 24-hour clocks.	
Estimate and read time with increasing accuracy to the nearest minute; record and compare time in terms of seconds, minutes and hours; use vocabulary such as o'clock, am/pm, morning, afternoon, noon and midnight.	
Know the number of seconds in a minute and the number of days in each month, year and leap year.	
Compare durations of events [for example, to calculate the time taken by particular events or tasks].	
Add and subtract amounts of money to give change, using both £ and p in practical contexts.	



awesomenicity

